







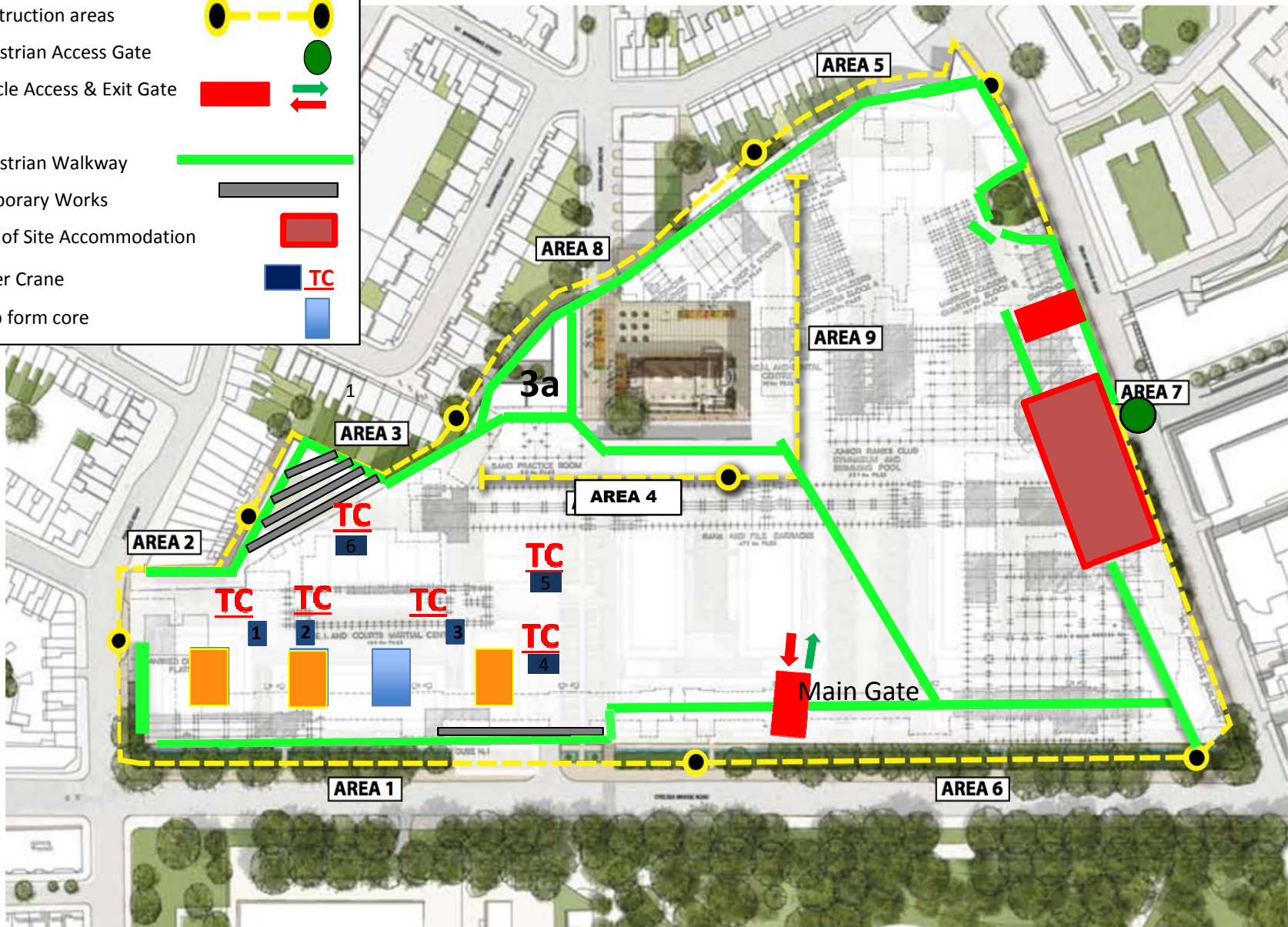


KEY

- Construction areas 
- Pedestrian Access Gate 
- Vehicle Access & Exit Gate 
- Pedestrian Walkway 
- Temporary Works 
- Area of Site Accommodation 
- Tower Crane 
- Jump form core 





Site Works – WC 13/06/2016

Area Ref	Area	Short Term	Status	Long Term
1 2	Area 1	<ul style="list-style-type: none"> Substructure and Superstructure works underway. Jump forms underway on core 3. Drainage continues to be installed. TC1 (down 21/06/16). TC2 (down 26/07/16). TC3 (down 15/07/16). TC4 (down 04/08/16). TC6 (down 08/16)	Ongoing Ongoing Ongoing	Continuing to follow the core up until completion. Jump forms will continue with a weekly cycle.
3a	Northern Boundary Wall and Area 3a	<ul style="list-style-type: none"> Erecting of scaffolding around structure Construction of access scaffolding and hoist. Marketing Suite open. Old fencing/ivy removal in progress. 	Ongoing Ongoing Ongoing	Brickwork has begun on 3A
	Vehicle access and ramp	Vehicles in and out of area. TC5 (down 15/08/16).	Ongoing	
4	Northern Boundary Wall	Traffic Marshals on both side of the road to make pedestrians and cyclists are safe.	Ongoing	
5	Chelsea Bridge Road	Planning for final gate entrance.		
6				



Site Works – WC 13/06/2016

Area Ref	Area	Short Term	Status	Long Term
7	Ebury Bridge Road	Gate closed until further notice.		
8 3b	Northern Boundary Wall and Area 3b	Area lighting reassessed to reduce light pollution for near neighbours. Marketing Suite open.	Ongoing Completed.	
Site Wide	Outside of Site	SES (Site Engineering Surveys) Surveying to Levelling Point.		Survey to levelling points.